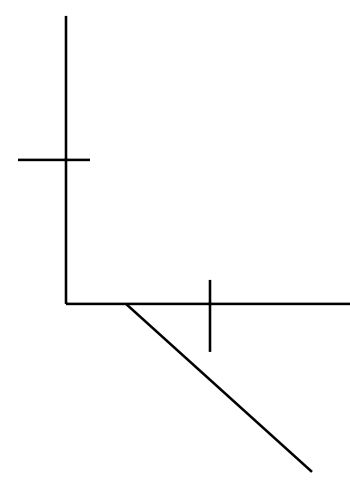
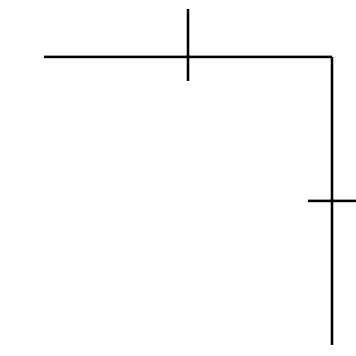
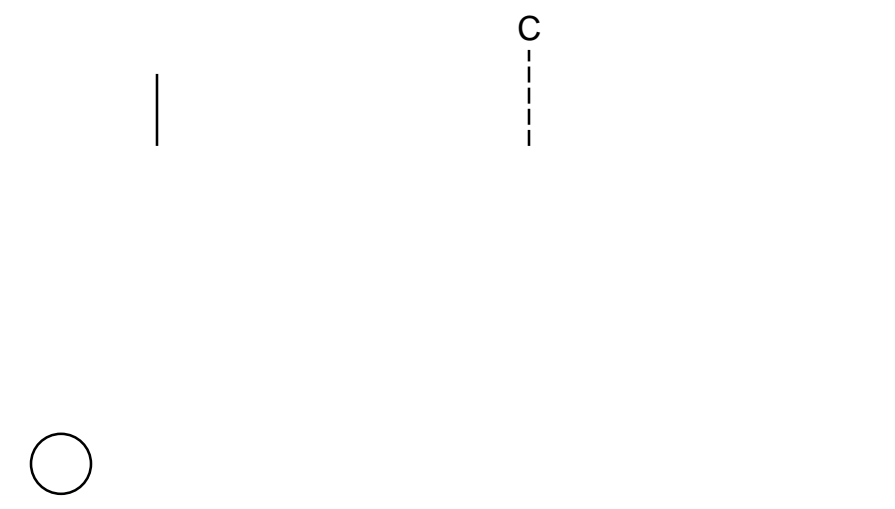
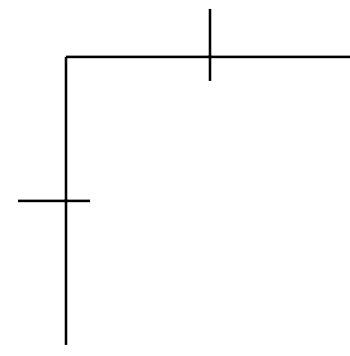


CURVED MULTI-SCORED SPINE
11" X 8 1/2" SHEET SIZE PLUS 1/2" TAB ALLOWANCE
2" CAPACITY ANGLE D RING METAL
COVER MATERIAL TEMPLATE
2" Cap-118.5-AD-ME-C

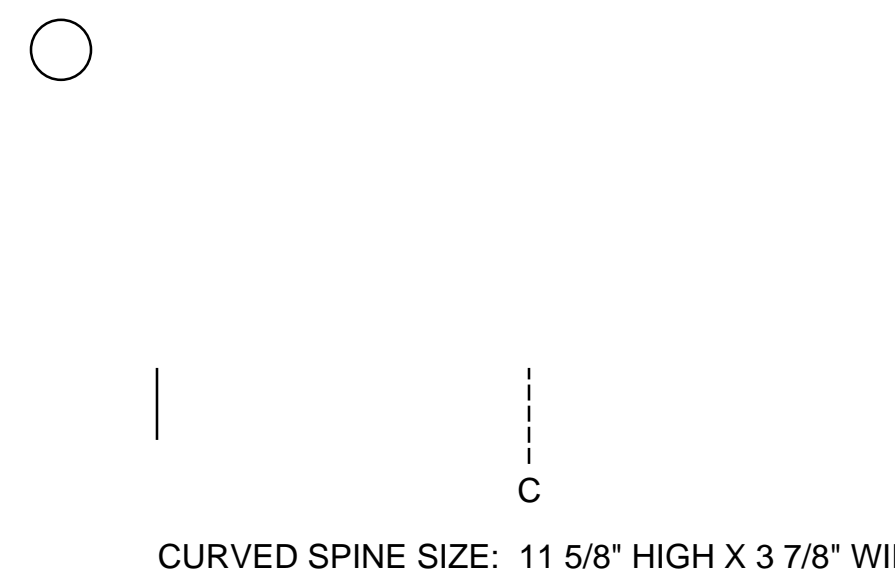
OUTSIDE VIEW SHOWN--PRINT THIS SIDE



BACK PANEL SIZE: 11 5/8" HIGH X 10 5/8" WIDE

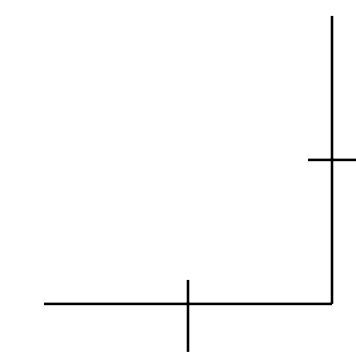
COVER MATERIAL SIZE: 13 1/8" HIGH X 26 5/8" WIDE

PLEASE EXTEND ALL BLEEDS AT LEAST 1/8" BEYOND THE OUTER EDGE OF THE COVER MATERIAL



CURVED SPINE SIZE: 11 5/8" HIGH X 3 7/8" WIDE

FRONT PANEL SIZE: 11 5/8" HIGH X 10 5/8" WIDE



RIVET HEAD LOCATION
PLEASE LEAVE A 1/8" PERIMETER VOID OF GRAPHICS
AROUND EACH RIVET HEAD
PLEASE REMOVE BEFORE THE FINAL PRINT